












# All-State Sight Reading Standards

## 9/10 Grade Concert Band

The general purpose of the exercise is to demonstrate the student's understanding of rhythmic concepts, articulation and musical style concepts, and note accuracy.

### RANGES USED:

Flute/Picc. (E $\flat$ - F) 	Oboe (E $\flat$ - C) 	E $\flat$ & B $\flat$ Clarinet (F - D) 
Bassoon (B $\flat$ - F) 	Saxophones (C - E) 	Bass/Contra Bass Clarinet (E - G) 
Trumpet (G - A) 	French Horn (G - F) 	Trombone/Euphonium (B $\flat$ - F) 
Tuba (B $\flat$ - F) 	Mallets (F - C) 	

### METERS USED:

$\frac{4}{4}$   $\frac{3}{4}$   $\frac{2}{4}$  (meter changes are possible)  
(for percussion  $\frac{6}{8}$  as well)

### NOTE VALUES USED (winds):



### TIES USED:



### GROUPS OF PICK UP NOTES USED:



### PERCUSSION RHYTHMIC PATTERNS USED:



### KEY SIGNATURES USED:

- Major Keys of C, F, B $\flat$ , E $\flat$ , A $\flat$
- No key changes

### TEMPO MARKINGS USED:

- Largo, Andante, Moderato, Allegro, *a tempo*, *tempo I*<sup>o</sup>, Allargando
- One simple change (i.e. *rit.*)
- Percussion tempo markings can be any

### ACCIDENTALS USED:

- Accidentals will be used as needed.

### DYNAMIC RANGES USED (winds):

- pp* - *ff*, expect several changes throughout.

### DYNAMIC RANGES (percussion)

- pp* - *ff*. Expect several changes throughout.
- Include accents, *sfz*, crescendo and decrescendo

### ARTICULATIONS USED:

- Both tongued and slurred passages would be expected.
- Limited use of other articulation markings such as: staccatos, tenutos and accents would also be appropriate.

### PERCUSSION RUDIMENTS USED:

- A variety of roll lengths may be used
- Flams
- Drags & Ruffs