

Florida Bandmasters Association



State Music Performance Assessment
Vero Beach High School Performing Arts Center
James M. Sammons Auditorium

April 27 - 29, 2017



Host – Colbert Page Howell, Jr., Director of Bands
Host – Brandon Putzke, Associate Director of Bands

2017 FBA State Concert MPA
Vero Beach High School Performing Arts Center
James M. Sammons Auditorium

General Information

The VBHS Performing Arts Center opened in January 2005 and seats 1012 persons. The hall was designed as a concert hall and theatre and provides a professional performance venue to participating bands. The hall and stage have excellent acoustics. The stage will accommodate large bands and has a complete professional sound shell (walls and ceiling). The adjudicators will be seated in the center of the mezzanine level.

Warm Up Room - Building 4

The Band Room will be used as the Warm Up Room. It is suggested that cases be left on busses or equipment trucks and that minimal equipment be taken into the building 4. Large equipment (percussion) will need to be loaded directly into the stage loading area on the southeast corner of the Performing Arts Center.

FBA Office & Director's Lounge – PAC Green Room

The FBA office and Directors Lounge area is located in Green Room on the northeast side of the PAC. Your adjudicator sheets and school packets will be available in this room after your performance. We will also provide refreshments in this room. Participating Bands should check in at the FBA Office immediately upon arrival.

Concession Information

Concessions will be provided from the start of MPA until the conclusion of MPA. Concession information will be available two weeks prior to the MPA. We kindly ask that bands patronize our concessions during the course of their visit to Vero Beach High School.

Estimated Arrival Time

At least one week prior to the MPA, please email your estimated arrival time at VBHS to veroband@yahoo.com.

Contact Information

Page Howell, VBHS Director of Bands – 772-564-5413

Brandon Putzke, VBHS Associate Director of Bands – 772-564-5451

veroband@yahoo.com

Vero Beach High School Parking Instructions and Driving Directions

Bus, Equipment Truck, and Spectator Parking:

The parking areas near the Performing Arts Center are for **unloading only** prior to 2:30 p.m. Parking in this area (East Parking Lot) after 2:30 p.m. is on a space available basis. Prior to 2:30 p.m., personal vehicles will need to park directly across the street on the north side of the campus. Prior to 2:30 p.m., parking for busses and equipment trucks will be on the northwest of the school campus about ¼ mile away (see map). To avoid a logistics problem, access to your busses and trucks will need to be well planned out before arrival (see maps for parking specifics).

***Note: There will be no bus or truck access to the loading/unloading area (East Parking Lot) between **1:40 p.m. and 2:30 p.m.** due to school dismissal traffic. **Please plan to arrive before or after this time.**

From the West Via State Road 60 (Also from I 95 North)

Go East on SR Route 60 into town (about 5 miles or so). Proceed to 43rd Ave. Look for 2 Mobile Gas Stations one on the Left and one on the Right. Turn South (Right) on 43rd Ave. Proceed South to 16th Street (Next Light). Turn Left (East) and continue until you pass to the east of the School. You will see the Stadium on the Left and the Performing Arts Center on the Right. The Traffic Light is 17th Ave. Turn Right (South) into the parking lot as directed by our staff. This lot is **ONLY** for Buses, Trucks or Trailers to unload **prior to 1:40 pm**. After **2:30 pm**, you may park south of the Performing Arts Center on a space available basis.

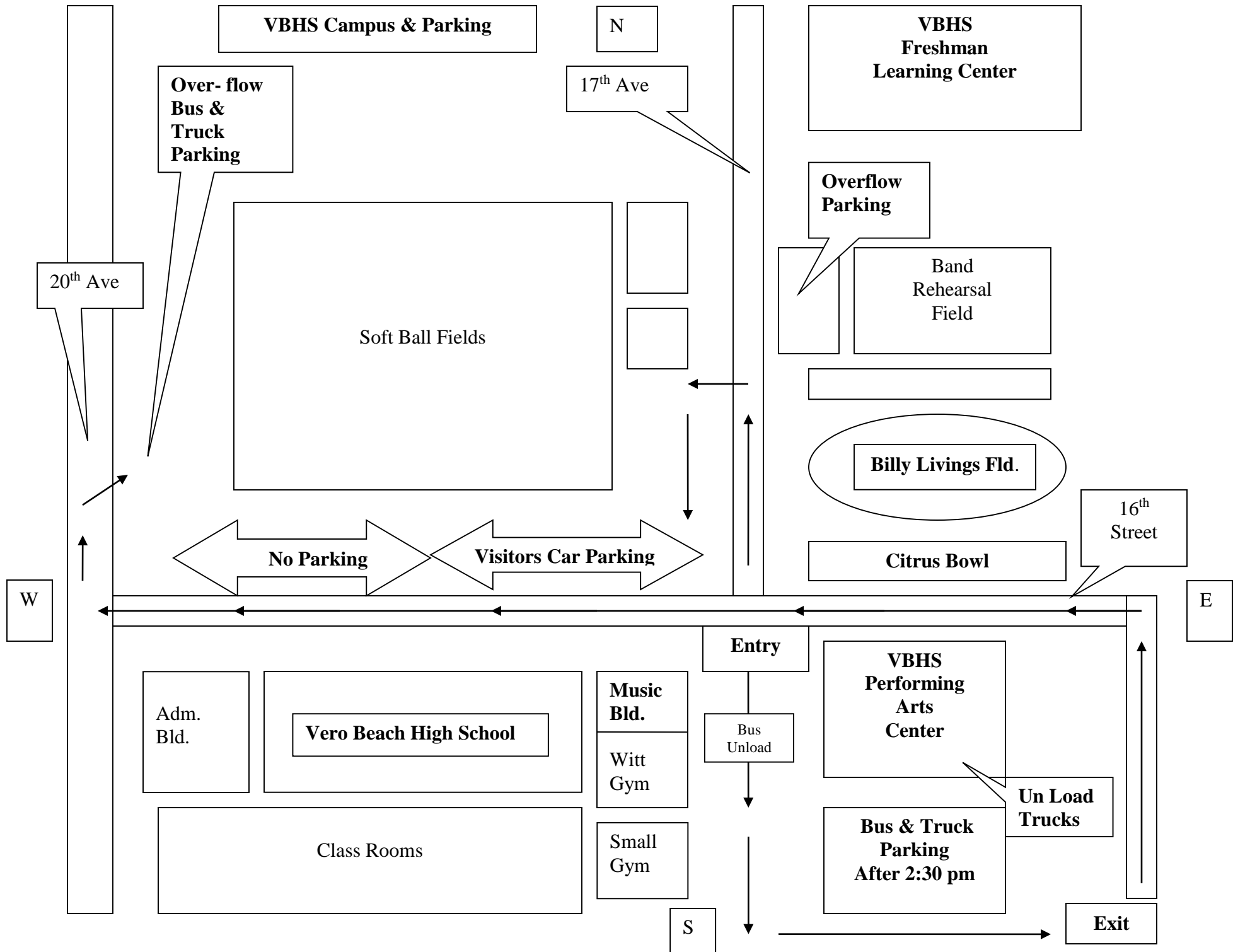
From the South Via I 95

Take I-95 North to the Indrio Road Exit between Ft. Pierce and Vero Beach. Go East on Indrio to SR 713 (Traffic Light also known as Kings Hwy) and turn North (Left). Follow SR 713 North & East as it curves over to U.S. 1. Go North (Left) on U.S. 1 to 17th Street in Vero Beach. Go West (Left) at Chevron Station onto 17th Street. It will become 16th Street as you continue. Stack your vehicles in the left turn lane as you approach the School and the Stadium (On Right) and Performing Arts Center (On Left) at 17th Ave (traffic light). Turn Left (South) into the parking lot as directed by our staff. This lot is **ONLY** for Buses, Trucks or Trailers to unload **prior to 1:40 pm**. After **2:30 pm**, you may park south of the Performing Arts Center on a space available basis.

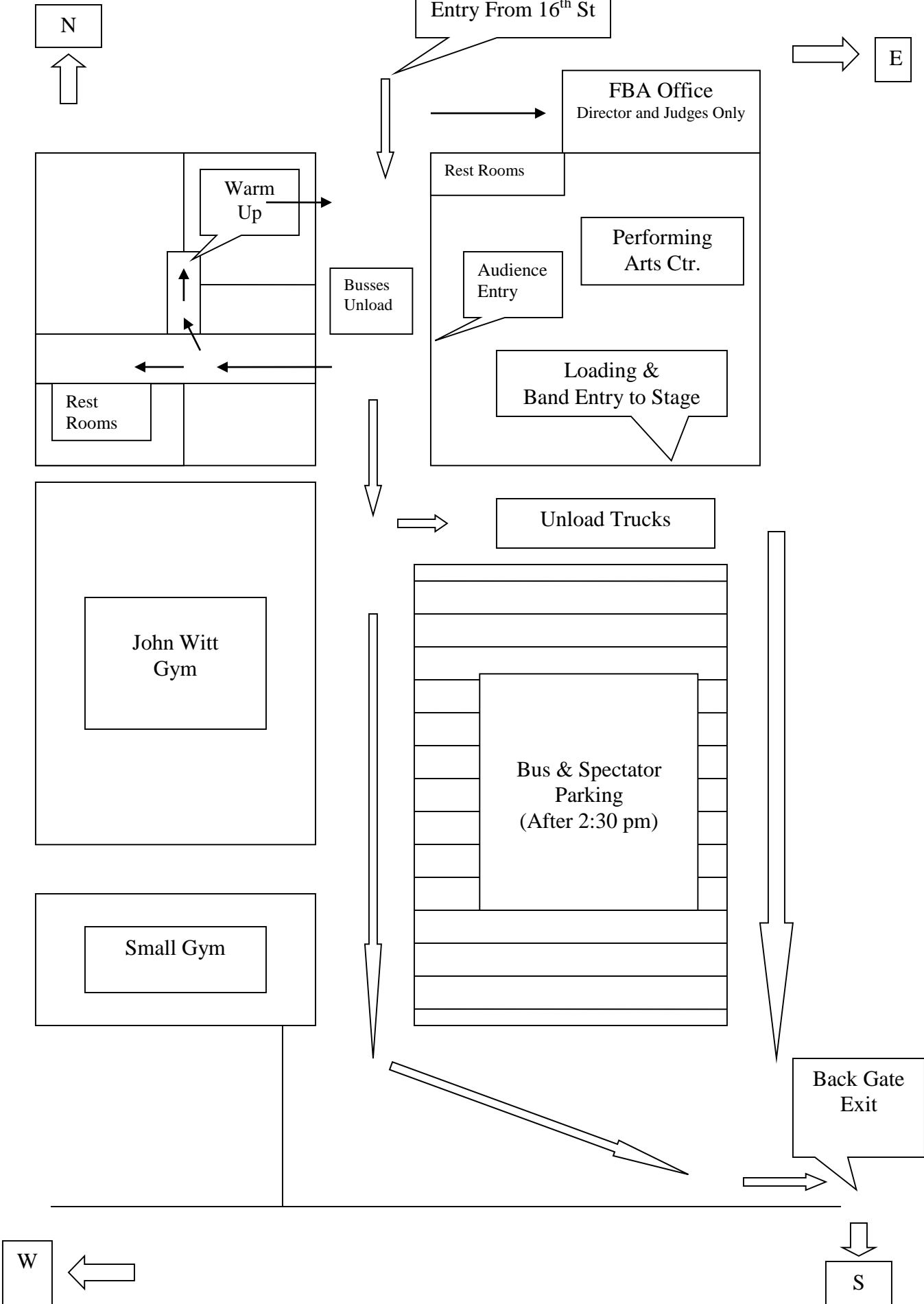
From the South Via US 1

U.S. 1 to 17th / 16th Street in Vero Beach. Go West (Left) at Chevron Station onto 17th Street. It will become 16th Street as you continue. Stack your vehicles in the left turn lane as you approach the School and the Stadium (On Right) and Performing Arts Center (On Left) at 17th Ave (traffic light). Turn Left (South) into the parking lot as directed by our staff. This lot is **ONLY** for Busses, Trucks or Trailers to unload **prior to 1:40 pm**. After **2:30 pm**, you may park south of the Performing Arts Center on a space available basis.

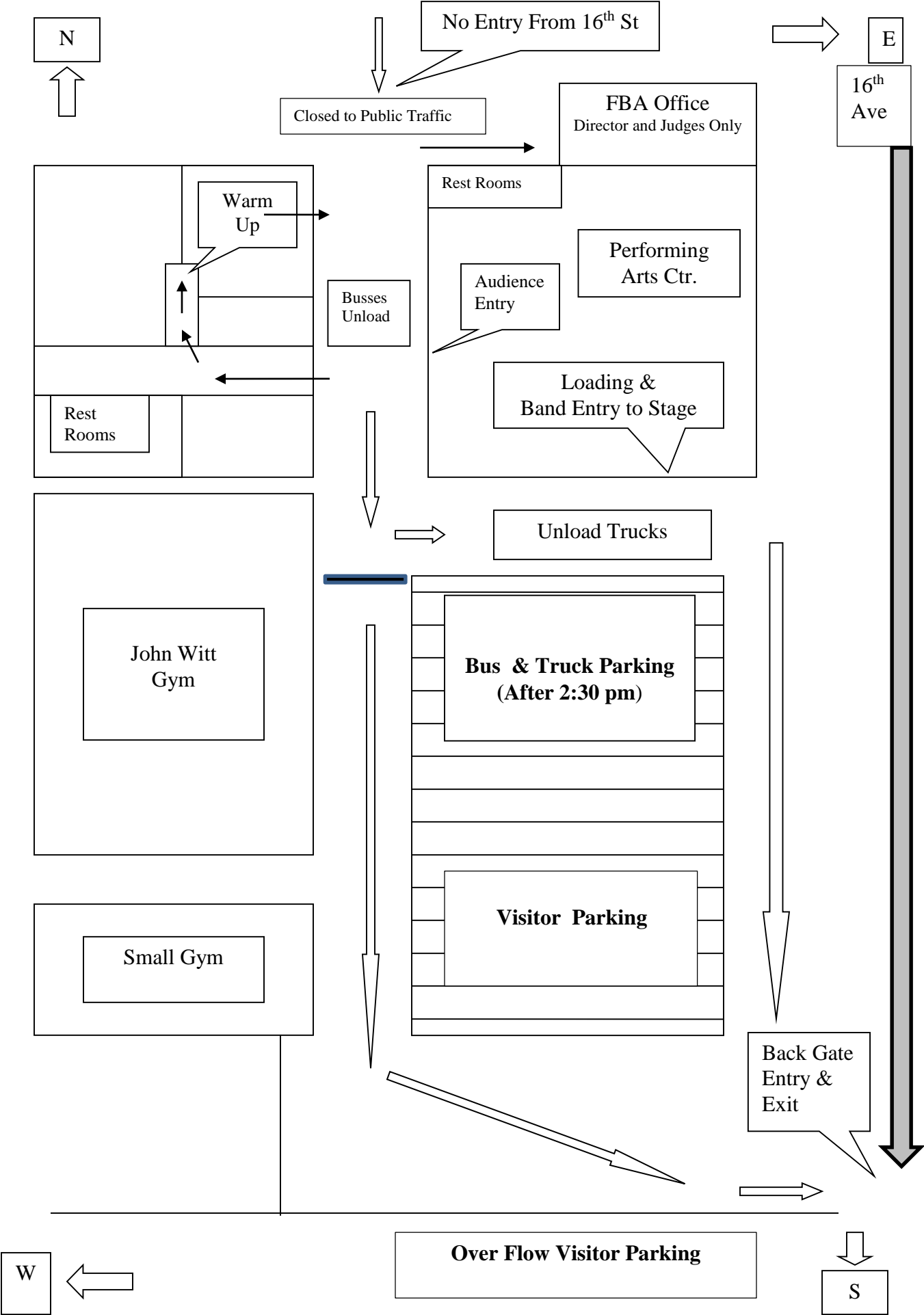
SCHOOL ADDRESS: 1707 16th Street, Vero Beach 32960



VBHS Campus Map (East Side)



VBHS Campus Map (East Side)
Visitor Access and Parking is From 16th Avenue



Vero Beach High School

Equipment / Percussion List for State Concert MPA 2017

The following percussion equipment will be provided on stage:

Timpani (4)

Concert Bass Drum (1)

Chimes (1)

Gong (1)

Vibes (1)

Xylophone (1)

Marimba (1)

Bells (1)

Piano (1- Grand 9' Baldwin) *Please be sure to request this via e-mail or phone call no later than the week before the first day of MPA.*

Items such as Cymbals, Concert Snare, Toms, Triangle, Tambourine, and similar auxiliary and accessory percussion, sticks, and mallets ARE NOT provided and must be provided by the INDIVIDUAL SCHOOL. Also we will not provide any electronic keyboard or amplifier. Vero Beach High School is not responsible for providing or loaning any percussion or equipment other than that listed above.

Schools bringing their own equipment will need to unload at the back stage door no earlier than 1 band prior to your performance. Equipment must be removed immediately after the performance.

The following is provided in the warm-up room:

Chairs & Stands

Percussion equipment is not provided in the warm up room.

NOTE: The warm-up room seats large bands well but it is recommended that you bring in a limited amount of equipment. Please leave all cases on your busses or in your equipment truck to the extent possible.

Stage Set-Up:

Please complete the attached set up chart and drop it off in the FBA Office upon your arrival. VBHS will provide a stage crew to set up your band.

BAND NAME: _____

**STATE CONCERT MPA
SET UP CHART**

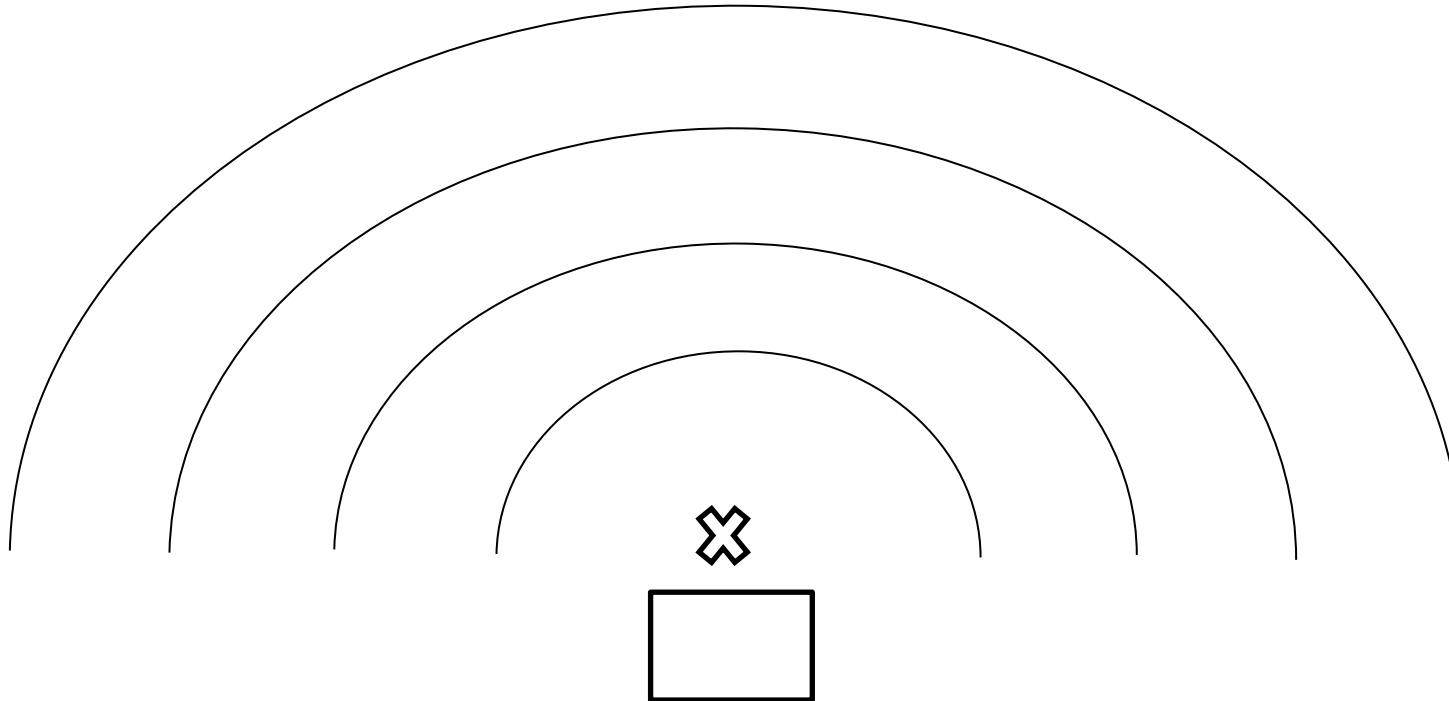
PERFORMANCE TIME: _____

| | |
|--|-------|
| | CHAIR |
| | STAND |

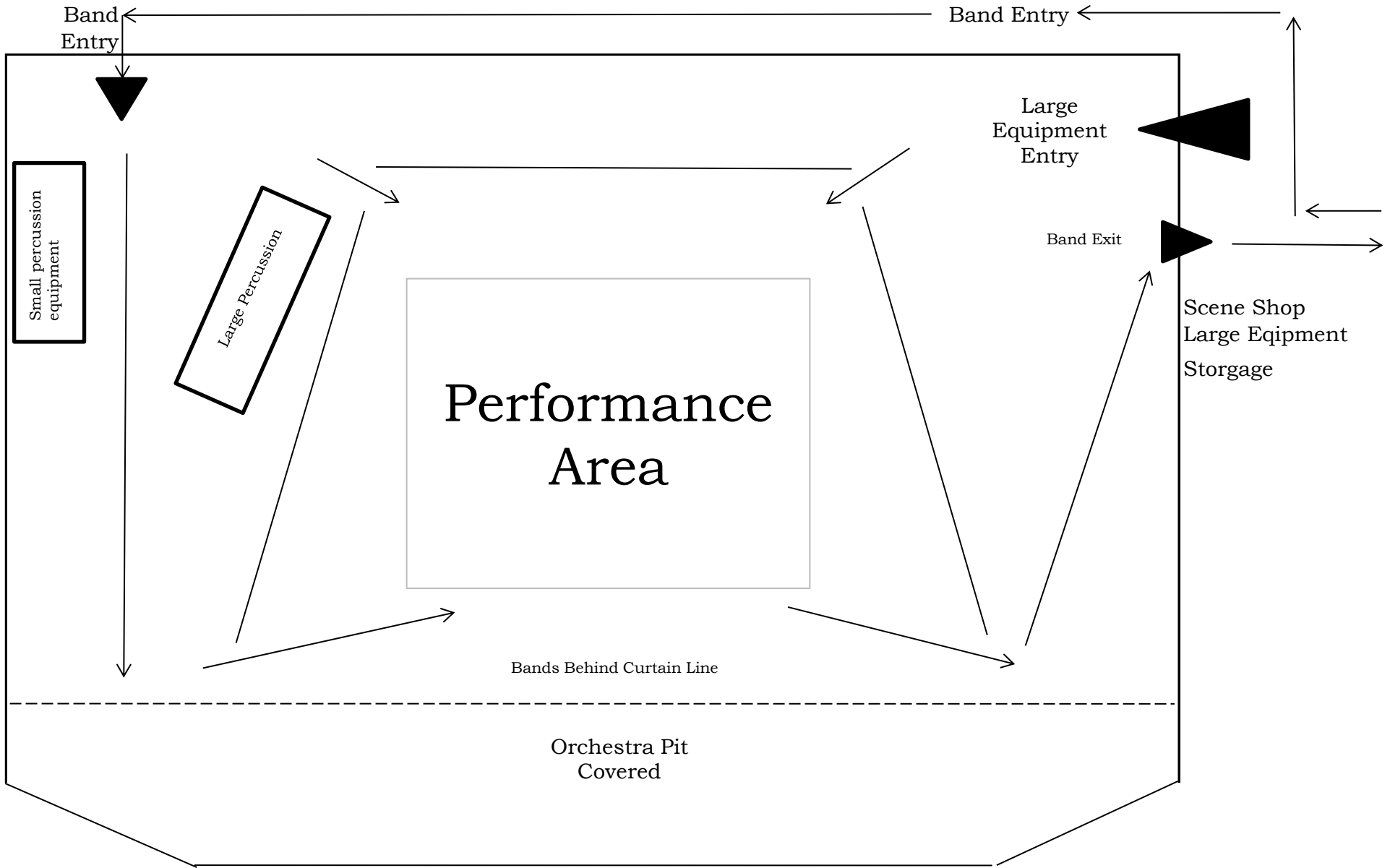


| | |
|----------------|-------------|
| Number of Rows | |
| Grand Piano | YES NO |

| | Chair | Stand |
|-------|-------|-------|
| Row 1 | | |
| Row 2 | | |
| Row 3 | | |
| Row 4 | | |
| Row 5 | | |
| PERC | | |
| TOTAL | | |



Stage Entry and Exit Diagram



Band Entry

Band Entry

Small percussion equipment

Large Percussion

Performance Area

Bands Behind Curtain Line

Orchestra Pit Covered

Large Equipment Entry

Band Exit

Scene Shop
Large Equipment
Storage